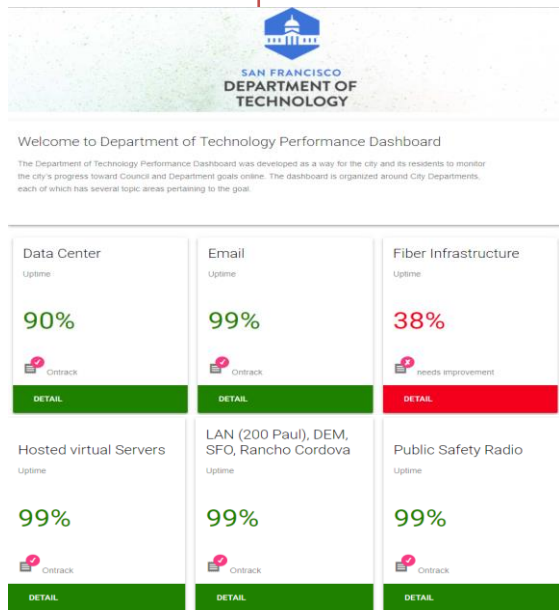


4. Department Updates & Announcements

TIS – Performance Dashboard

Purpose:

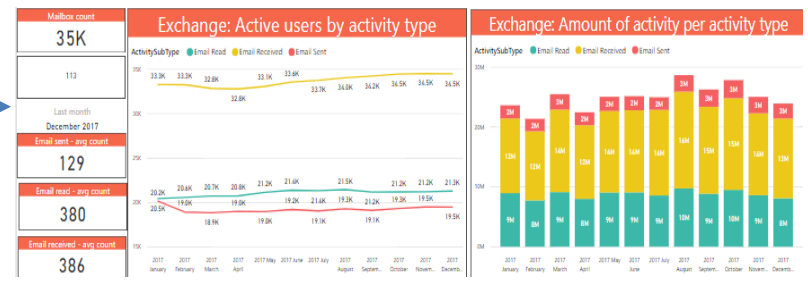
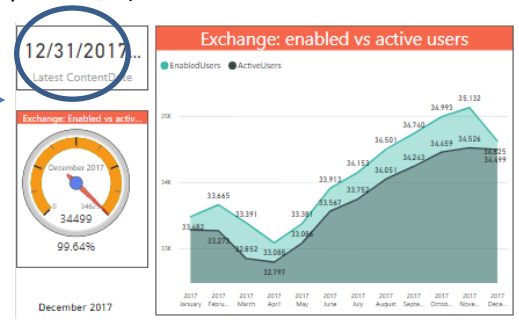
The San Francisco Department of Technology's (DT) Performance Dashboard allows City departments to measure the quality and availability of DT's services (via "uptime"). At a glance, users can delve further into the data behind the performance metric to better understand: 1) why the goal is important, 2) how we ensure we meet this goal, and 3) how we measure this goal.




Integrates raw data from live monitoring systems (Splunk, ServiceNow, SolarWinds OnStrategy, Power BI, etc) and consolidates multiple dashboards into one.

Allows users to view current service level uptimes and additional details by clicking on a tile for each service area.

Provides multiple views on performance uptime to help identify trends over a period in time.



O365 License Management and Budgeting



Click on any tile in this dashboard to view the full Office 365 License Usage report.

Data is current as of the date in the Report Date tile.

Report Date

Friday, December 1, 2017

E1 Licenses Used

110


E3 Licenses Used

280

Project Premium Licenses Used

42

Total Cost BY MONTH



Project Essentials

0

Project Professional Licenses Used

23

Visio Licenses Used


78

Yearly Cost of Inactive Licenses
LICENSED ACCOUNTS WHO HAVE NOT LOGGED IN > 90 DAYS

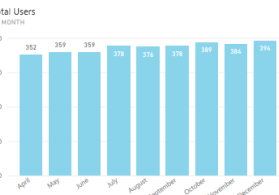
\$15K

Monthly Cost Breakdown
ACTIVE ACCOUNTS WHO HAVE NOT LOGGED IN > 90 DAYS

Inact... ● False ● True



Total Users BY MONTH




Yearly Cost of Retired Employees
LICENSED USERS WHO HAVE RETIRED

\$3,168

Yearly Cost of Terminated Employees
LICENSED USERS WHO HAVE BEEN TERMINATED

\$156



Office 365 License Dashboard

Last Report Date: Friday, December 1, 2017


This report breaks down your department's Office 365 license usage and costs. Costs are estimates only and may not reflect licenses purchased by departments which have not been assigned to users.

LicenseType	April	May	June	July	August	September	October	November	December
E1	\$819	\$784	\$770	\$791	\$735	\$728	\$770	\$728	\$770
E3	\$3,055	\$3,211	\$3,237	\$3,432	\$3,484	\$3,523	\$3,575	\$3,575	\$3,640
E3 EMS						\$25	\$50	\$50	\$25
E5		\$72	\$72	\$96	\$96	\$96	\$96	\$96	\$72
PowerBipno			\$70	\$84	\$91	\$126	\$147	\$147	\$203
ProjectClient	\$740	\$820	\$820	\$900	\$900	\$920	\$920	\$440	\$460
ProjectEssentials		\$255	\$255	\$245	\$190				
ProjectOnline	\$1,584	\$1,584	\$1,548	\$1,620	\$1,620	\$1,548	\$1,620	\$1,620	\$1,512
SkypePSTN		\$10	\$30	\$30	\$40	\$40	\$40	\$30	\$60
SkypePSTNConferencing		\$45	\$51	\$51	\$75	\$72	\$72	\$63	\$63
Visio	\$432	\$528	\$536	\$600	\$592	\$616	\$632	\$632	\$624
Total	\$6,630	\$6,927	\$6,911	\$7,723	\$7,823	\$7,849	\$5,534	\$7,400	\$7,399

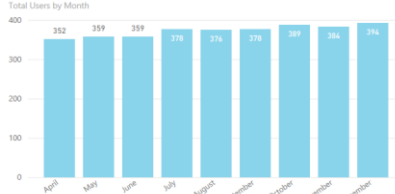
Current Office 365 Licenses


E1	E3	E5	F1 (K1)
110	280	3	0
42	23	0	1
21	3	78	29

Total Cost by Month



Total Users by Month






Inactive Users and Licenses

This report shows the monthly cost breakdown of inactive users and licenses. Inactive accounts are those who have not logged in for 90 days or more.

Terminated Users	Retired Users	Last Login > 90 Days	Never Logged In
19	1	99	19
\$3,168	\$156	\$15K	\$2,028
Yearly Cost	Yearly Cost	Yearly Cost	Yearly Cost

Monthly Cost Breakdown

Inactive Accounts ● False ● True



UPN	Status	LastLoginTime	E1	E3	E5	F1	PowerBI	Project Essentials	Project Pro	Project Premium	Audio Conferencing	Skype PSTN	Visio	Yearly Cost
riggs.sorathia@sf.gov.org		Thursday, September 7, 2017	0	1	0	0	0	0	0	0	0	0	0	\$252
Mohammad.Zohoorian@sf.gov.org	T	Monday, November 20, 2017	0	1	0	0	0	0	0	0	0	0	0	\$252
zackweinberg@sf.gov.org		Thursday, July 27, 2017	0	1	0	0	0	0	0	0	0	0	0	\$156
Adam.Morton@sf.gov.org		Friday, June 30, 2017	0	1	0	0	0	0	0	0	0	0	0	\$156
Alex.Gorensky@sf.gov.org		Monday, May 22, 2017	0	1	0	0	0	0	0	0	0	0	0	\$84
alex.gudich@sf.gov.org			1	0	0	0	0	0	0	0	0	0	0	\$156
alexander.kan@sf.gov.org	T	Friday, September 1, 2017	0	1	0	0	0	0	0	0	0	0	0	\$588
Amy.Peckinpugh@sf.gov.org		Thursday, February 9, 2017	0	1	0	0	0	0	0	1	0	0	0	\$84
andy.janson@sf.gov.org			1	0	0	0	0	0	0	0	0	0	0	\$156
anthony.sggigor@sf.gov.org	T	Thursday, July 27, 2017	0	1	0	0	0	0	0	0	0	0	0	\$156
Anusha.Jampala@sf.gov.org		Thursday, February 2, 2017	0	1	0	0	0	0	0	0	0	0	0	\$588
avirash.sankhla@sf.gov.org		Saturday, September 2, 2017	0	1	0	0	0	0	0	1	0	0	0	\$588
Bernie.Donovan@Behov.com		Tuesday, March 14, 2017	0	1	0	0	0	0	0	1	0	0	0	\$588
Total			53	46	0	0	0	0	0	6	2	0	3	\$14,580

To export this list of inactive users, mouse over it and click the ellipsis (three dots) button on the top right.

O365 Dashboard Ready for Use

Departments who have dashboards
Requires Admin user to have Power BI license
To gain access, send email to DT Service Desk

